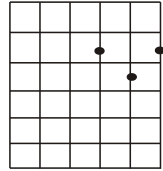
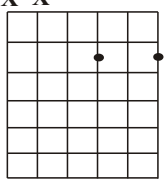
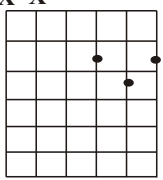
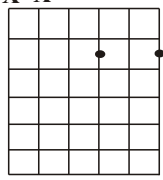
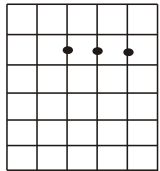
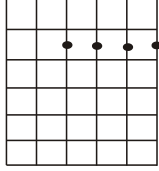
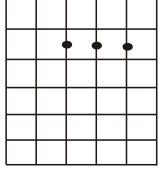
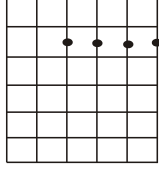
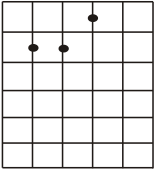
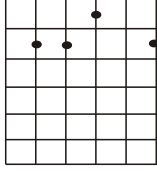
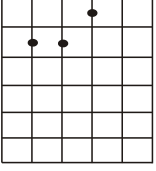
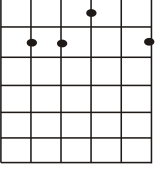

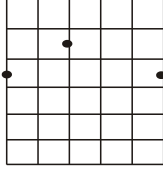
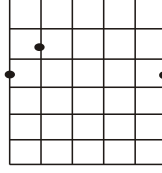
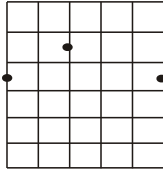
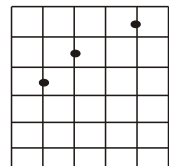
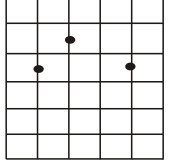
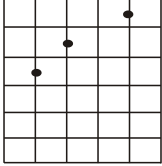
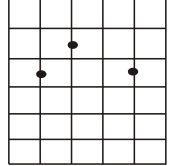


Chords with add notes

These are chords with added chord tones. They create variety in your playing and help towards composition.

Strum each chord four times

1	<p>D</p> 	<p>D add 6</p> 	<p>D</p> 	<p>D add 6</p> 
2	<p>A</p> 	<p>A add 6</p> 	<p>A</p> 	<p>A add 6</p> 
3	<p>E</p> 	<p>E add 9</p> 	<p>E</p> 	<p>E add 9</p> 
4	<p>G</p> 	<p>G add 6</p> 	<p>G</p> 	<p>G add 6</p> 
5	<p>C</p> 	<p>C add 9</p> 	<p>C</p> 	<p>C add 9</p> 

Try mixing these with your favourite progressions