

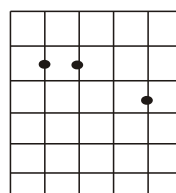
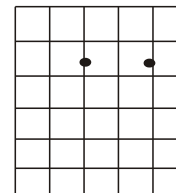
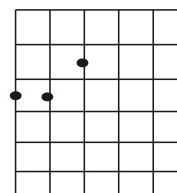
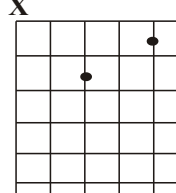
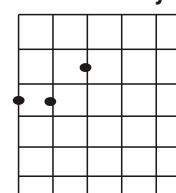
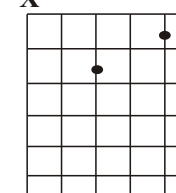
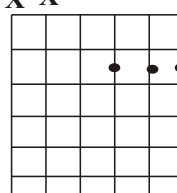
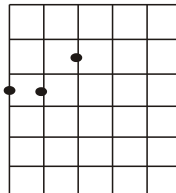
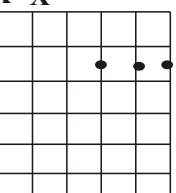
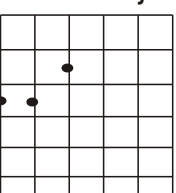
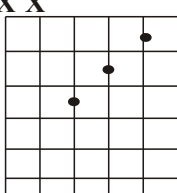
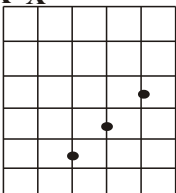
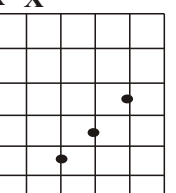


ALTERNATIVE PROGRESSIONS

These are really popular chords to play - great for writing that hidden song of yours!

Strum each chord four times

1	<p>Em9</p> 	<p>x A7</p> 	<p>Em9</p> 	<p>x A7</p> 
		Alternative voicing		
2	<p>Cmaj7</p> 	<p>x Am7</p> 	<p>Cmaj7</p> 	<p>x Am7</p> 
3	<p>x x Dmaj7</p> 	<p>Cmaj7</p> 	<p>x x Dmaj7</p> 	<p>Cmaj7</p> 
4	<p>x x F maj7</p> 	<p>x x G6</p> 	<p>x x A</p> 	5th fret

Try mixing these with your favourite chord progressions

Remember to avoid strings marked with an X !!